

Cornèrcard offers more:

ONLINEACCESS WITH SMS CODE.

Detailed explanation and description.



Activate onlineaccess
now with SMS Code.

In control for more security.

onlineaccess makes it easier for you to manage your cards and to benefit from even greater security. This free service allows you to have access to your personal card data any time:

- view balance and card transactions
- access to the last 12 monthly statements
- more secure online shopping with Secure E-Commerce
- pay monthly statements with e-bill via e-banking*

Register now and benefit from an online voucher.

Get your online voucher today and take advantage of discounted tickets at ticketportal.com for selected events. As soon as you have registered for onlineaccess, you will receive all the information you need via e-mail.

Redeem your online voucher, select your tickets and see for yourself how easy it is to pay with «Verified by Visa» or «MasterCard SecureCode» for more security.

* Only valid for cards that include this functionality.

Activate onlineaccess in just a few steps.

All you need to activate onlineaccess is:

1. the Terms and Conditions of Use for onlineaccess in this letter containing the **password**
2. your **mobile phone**
3. your **mobile phone number**
4. your **Cornèrcard**



1

Go to **www.icorner.ch** and log into **onlineaccess** using your User ID (provided by e-mail) and the password (provided by post). You will then be redirected to www.login.icorner.ch

If you no longer have your User ID and/or password for online-access to hand, you can simply request new access details at www.icorner.ch

2

Accept the «**Terms and conditions of use**» for onlineaccess.

3

Enter your new personal password.

4

Choose a reminder question and its answer.
If you forget your password later, you will be asked this question.

5

Enter a personal assurance message. When you make purchases in an online shop, that uses «Verified by Visa» or «MasterCard SecureCode», this message will be shown on the pop-up window.



6

Enter the last 3 digits on the **back of your card**.

7

Enter your **mobile phone number** in the format +41791112233. Make sure you also enter the international dialling code and the STD code. Enter the number again for verification.

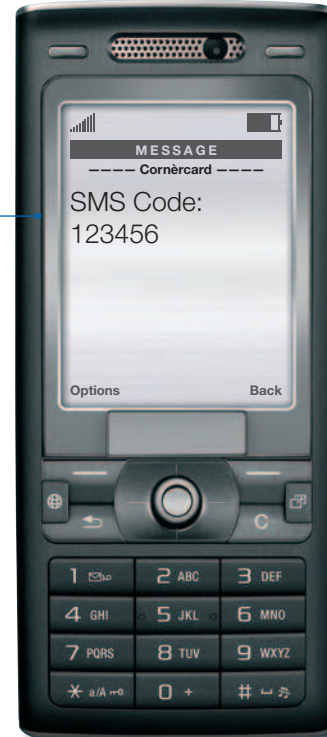
8

The **code** that is valid for this session will be sent directly to your mobile phone **by SMS**. Enter the SMS Code.

9

You have successfully **registered** for onlineaccess.

Profit from control, security and comfort.



www.icorner.ch – for a detailed view of onlineaccess.

Overview: your card data at a glance.

After logging in, you will be taken to the «Overview» home page automatically. Here you will see your cards and billing details clearly displayed.

Cards: your card usage.

Get an overview of your card transactions and credits for the current month. A time-based search function allows you to track where and when you made a purchase with which card. This section also features additional information about «Verified by Visa» and «MasterCard SecureCode», current offers as well as the Cornèrcard referral program.

Profile: inform, request, change.

Insurance coverage and other benefits available to you are listed here such as travel cancellation insurance and payment protection insurance. You can also visualize detailed information on insurance coverage and enrollment forms.

«Settings» allows you to change your e-mail address, password or other security elements. Under «E-mail messages» you can also choose which alerts you wish to receive by e-mail.

Do you also enjoy the advantages of mobileaccess? Under «Mobile Alerts» you can choose which alerts you wish to receive via SMS.

Statements: balance, charges, interest.

View the current or past twelve monthly statements. In addition to the information shown under «Cards», all transactions, including balance forward, charges and interest, are displayed. Monthly statements may be printed out, viewed as PDF documents or exported to an Excel file for further disposition.

In addition, you will find all the information you need to be able to make payments electronically.



Log into onlineaccess with SMS Code.

Once you have set up SMS Code log into onlineaccess with your User ID and password. Each time you will be sent a free SMS containing a one-off code. Enter the code in the appropriate screen, and you will be taken to your familiar


onlineaccess environment where you will see an overview of your cards and transactions as usual.



SMS Code for added security when shopping online.

Once you have set up SMS Code, you will receive a free SMS instead of a static password when you shop on the Internet with «Verified by Visa» and «MasterCard SecureCode». The SMS contains a four-figure reference number and a

six-figure SMS Code. You can check that the reference numbers match in the window that appears and execute the transaction by entering the SMS Code.

Online shop 


Card number

Expire date

CWC2/CVC2

VERIFIED by VISA **MasterCard.** SecureCode.

After shopping in the online shop, please proceed to the checkout and enter your card details in the marked boxes.



You will soon receive a free SMS, with a reference number and a one-time SMS Code.

Cornèrcard pop-up

Date: 12.4.2009
Card number: XXXX XXXX XXXX 9129
Personal assurance message: more secure purchases on Internet
Reference number: 1234
SMS Code

VERIFIED by VISA **MasterCard.** SecureCode.

Please control the reference number and your personal assurance message, then enter the SMS Code in the marked boxes.

Online shop

Thank you for your purchase.

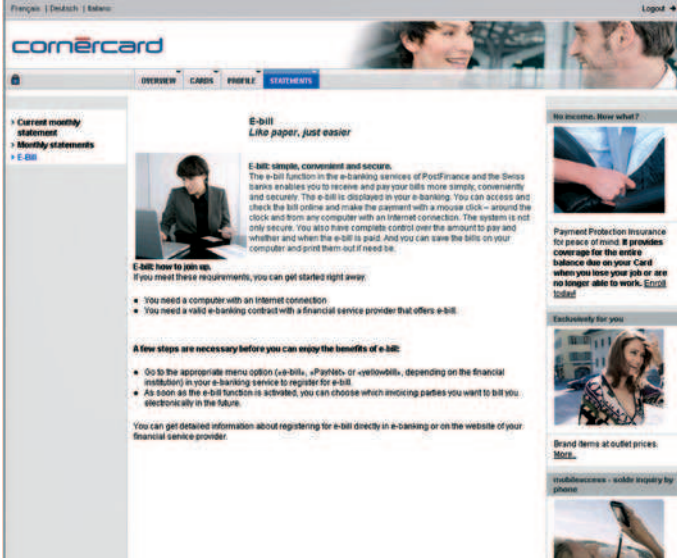
Your data have been confirmed, and the transaction will now go through.

The convenience of paying online with e-bill.

e-bill allows you to pay your monthly statement electronically via your bank or PostFinance.

Just log on to the e-banking or PostFinance e-finance section using the card number of your Cornècard.

Even if you use this method of payment, you will benefit from Cornècard's flexible payment options: you choose whether you wish to pay by installments or the full balance.



The screenshot shows the Cornècard website interface. At the top, there are navigation links for 'Français', 'Deutsch', and 'Italiano', along with a 'Logout' button. The main header features the 'cornècard' logo and a navigation menu with 'OVERVIEW', 'CARDS', 'PROFILE', and 'STATEMENTS'. The 'STATEMENTS' section is active, displaying a sidebar with 'Current monthly statement', 'Monthly statements', and 'E-Bill'. The main content area is titled 'E-bill. Like paper, just easier' and includes a sub-section 'E-bill: simple, convenient and secure.' with a detailed description of the service. Below this, there is a 'E-bill: how to join up.' section with a list of requirements. A 'A few steps are necessary before you can enjoy the benefits of e-bill:' section follows, with two bullet points. The right sidebar contains promotional banners for 'Payment Protection Insurance', 'Exclusively for you', 'Brand items at outlet prices: More.', and 'Insurances - online inquiry by theme'.

français | Deutsch | Italiano Logout

cornècard

OVERVIEW CARDS PROFILE STATEMENTS

Current monthly statement
Monthly statements
E-Bill

E-bill
Like paper, just easier

E-bill: simple, convenient and secure.
The e-bill function in the e-banking services of PostFinance and the Swiss banks enables you to receive and pay your bills more simply, conveniently and securely. The e-bill is displayed in your e-banking. You can access and check the bill online and make the payment with a mouse click – around the clock and from any computer with an Internet connection. The system is not only secure. You also have complete control over the amount to pay and whether and when the e-bill is paid. And you can save the bills on your computer and print them out if need be.

E-bill: how to join up.
If you meet these requirements, you can get started right away.

- You need a computer with an Internet connection
- You need a valid e-banking contract with a financial service provider that offers e-bill.

A few steps are necessary before you can enjoy the benefits of e-bill:

- Go to the appropriate menu option (e-bills, «PayNet» or «yellowbill», depending on the financial institution) in your e-banking service to register for e-bill.
- As soon as the e-bill function is activated, you can choose which invoicing parties you want to bill you electronically in the future.

You can get detailed information about registering for e-bill directly in e-banking or on the website of your financial service provider.

No insects. How what?
Payment Protection Insurance for peace of mind. It provides coverage for the entire balance due on your Card when you lose your job or are no longer able to work. **Extra! Total!**

Exclusively for you
Brand items at outlet prices: **More.**

Insurances - online inquiry by theme

onlineaccess features at a glance.

Please note that onlineaccess features may vary by type of card.

Overview and control	Principal and Supplemental Card	Additional Card	Cornèrcard reload	Cornèrcard business
Monthly statements	•	–	•	•*
View balance	•	–	•	•
View card usage	•	•	•	•
Security				
Secure E-Commerce with «Verified by Visa» or «MasterCard SecureCode»	•	•	•	•
Other features				
e-bill	•	–	–	–
Referral program	•	•	•	–

* feature not available with global monthly statements

Cornèr Banca SA, Cornèrcard,
Via Canova 16, 6901 Lugano, Tel: 091 800 41 41



www.cornercard.ch